

INVESQ MULTICAP OPPORTUNITIES PORTFOLIO

Investment Objective: Optimise capital appreciation potential and control portfolio risk with proper proportions/weightages of selected companies and limiting the number of stocks.

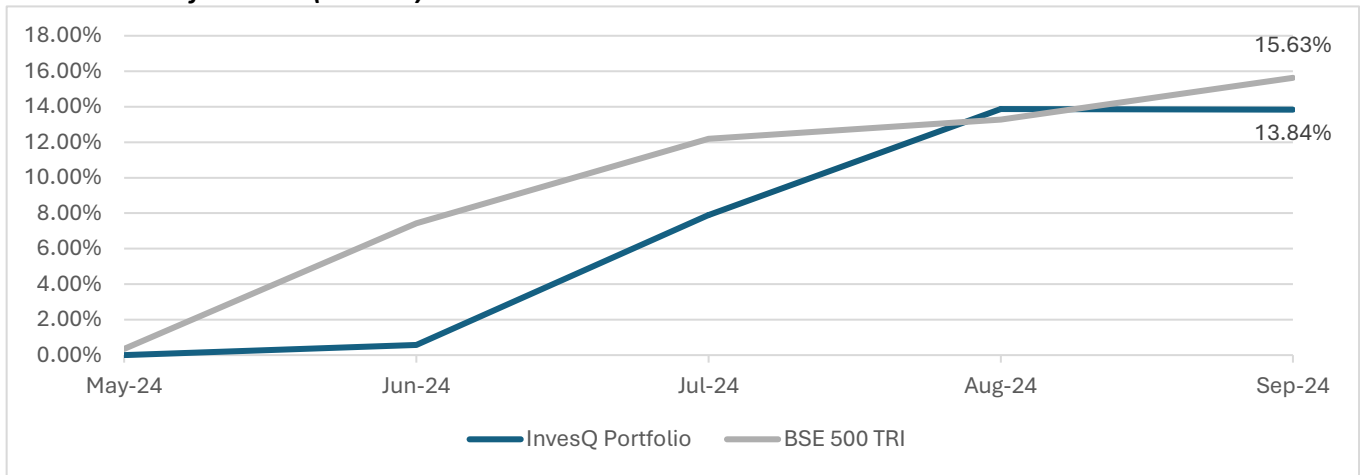
Investment Strategy:

Picking stocks for the portfolio that broadly fulfil either of the below approaches –

TOP-DOWN: Sectoral tailwinds for the business that would ensure strong growth for medium term; AND

BOTTOM-UP: Happenings in/for a company that can trigger wealth creation, example: change in management/ their strategies that could trigger sharp turnaround in profits/ cash flows; special situations like merger/ demerger/ acquisition etc.; step up in business cycle.

Cumulative Performance (Returns):

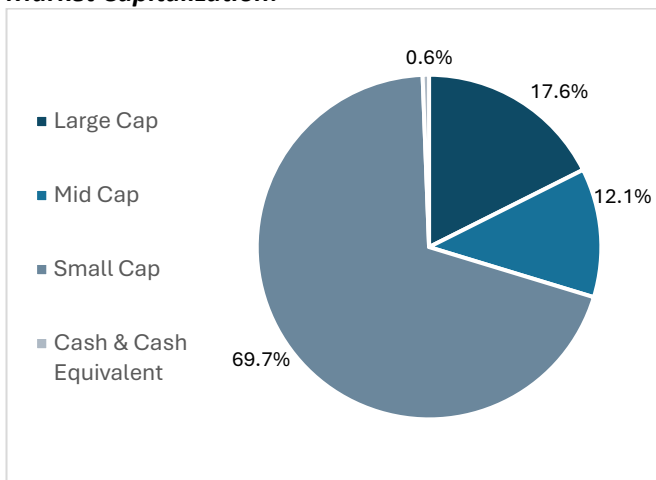


Portfolio Performance:

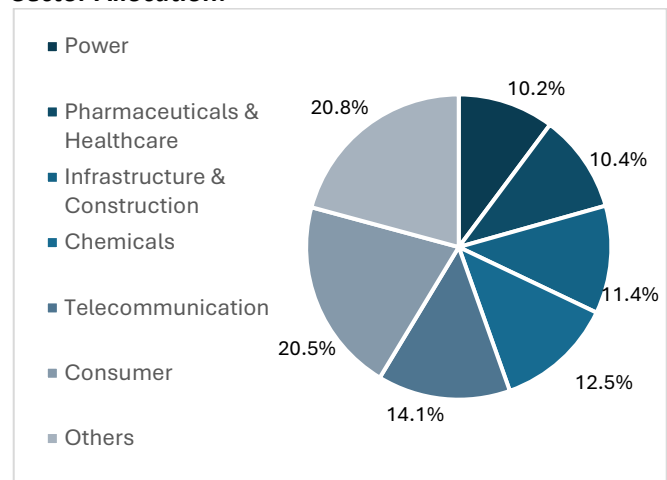
Particulars	1 Month	3 Months	6 Months	1 Year	Since Inception
InvesQ Portfolio*	-0.03%	13.18%	NA	NA	13.84%
BSE 500 TRI	2.09%	7.65%	NA	NA	15.63%

*InvesQ Portfolio Returns are calculated Net of All Charges since 31st May 2024.

Market Capitalization:



Sector Allocation:



Top 5 Holdings:

Company/Asset Name	Market Cap (Rs. in Cr.)	Weight
Indus Towers Ltd	1,03,561	8.0%
VA Tech Wabag Ltd	9,394	6.9%
Bharti Airtel Ltd	10,39,947	6.1%
EPL Ltd	8,229	5.9%
Supriya Lifescience Ltd	4,531	5.8%

Portfolio Characteristics:

Largest MCap (Cr):	10,39,947
Smallest MCap (Cr):	1,290
MCap Wt. Average (Cr):	1,26,171
MCap Median (Cr):	8,876

Disclaimer

The information provided herein is only for the consumption of the intendant recipient/client and such material should not be redistributed. Any information contained in this material shall not be constituted as an advice, an offer to initiate stock purchase or sell or as an invitation or solicitation to do for security of any entity. Further InvesQ Investment Managers LLP and its employees/partners/directors shall not be liable for any loss, damage, liability whatsoever for any direct or indirect loss arising from the use of this information. Past performance is no guarantee of future results. Investments in the securities market are subject to market risks. Read all the related documents carefully before investing. InvesQ Investment Managers LLP, SEBI Portfolio Manager Reg. No.- INP000008507. Main/Dealing off. – 101, Harmony, Opp. Mauli Petrol Pump, Baner Road, Baner, Pune Pin Code – 411045. Reg. off.- S/No. 135/1, Plot H-2, Swarnavilas, Baner Pashan Link Road, Behind Ven Construction Office, Pashan, Pune - 411021. Compliance Officer – Mr. Saurabh Lele, Email – saurabh@invesq.in, Tel No. – 9260147880. Disclosure Document (DD) – Please visit <https://www.invesq.in/portfolio-management-services/> and click on Disclosure Document Section to view/download.

The Returns are calculated using Time Weighted Rate of Return (TWRR) at an aggregate scheme level. The performance related information provided herein is not verified by SEBI. Also, this performance is not certified by SEBI for the accuracy or adequacy of the same. Returns & Portfolio of client may vary as compared to Investment Approach aggregate level returns due to various factors for example entry/execution of portfolio or investment, additional investment, client approvals(if applicable), client specific requirement, any withdrawals, expenses charged, dividend income or due to other reasons. Past performance may or may not be sustained in future and should not be used as a basis for comparison with other investments. Returns and peers comparison can be tracked from Association of Portfolio Managers in India (APMI) – Please visit <https://www.apmiindia.org/apmi/welcome.htm>. In case of any queries related to the report, kindly reach out to your respective relationship managers for more details.